

HAMMER PLUGS FAV-FHAV-FIAV-FGAV SERIES

FAV - FHAV (Mushroom Head)



FGAV (Round Head)



FIAV (Countersunk Head)



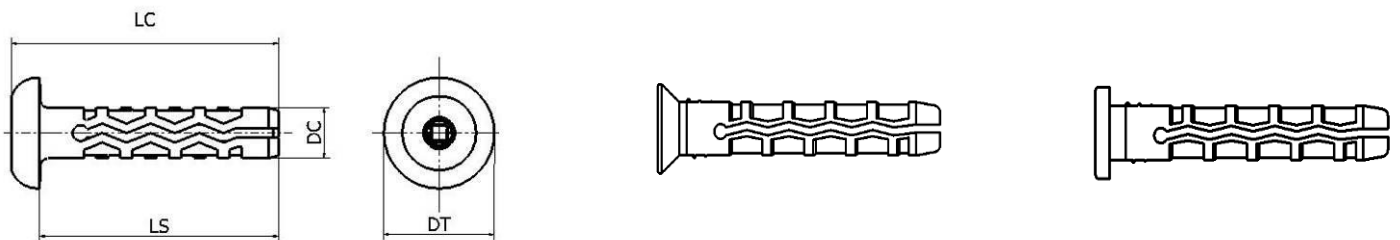
Overview

The hammer plug of the Avant series is divided into three families according to the shape of the head, which can be a mushroom head, a round head or a countersunk head. The head of the nail is made with a cross cut and PZ imprint. The plug and the C1006-1008 galvanized steel nail (galvanizing thickness of 3-5 μm) make its use very reliable over time, even in particularly critical environmental conditions.

Material

PA6 - Polyamide PA6.

Plug Dimensions



PLUG DIMENSIONS MUSHROOM HEAD FAV-FHAV

Code	FAV5X27	FAV6X30	FAV6X37	FHAV6X40	FHAV6X50	FHAV6X60
Refs	Tol.	Nom.	Nom.	Nom.	Nom.	Nom.
DT	± 0.25	11.00	13.00	13.00	14.00	14.00
DC	± 0.25	5.00	6.00	6.00	6.00	6.00
LC	± 1.00	27.00	29.00	37.00	40.00	60.00
LS	± 1.00	24.50	26.00	34.00	36.00	57.00

Note: All dimensions are expressed in millimeters, unless otherwise stated.



PLUG DIMENSIONS ROUND HEAD FGAV

Code		FGAV5X27	FGAV6X30	FGAV6X37	FGAV6X40	FGAV6X50	FGAV6X60
Refs	Tol.	Nom.	Nom.	Nom.	Nom.	Nom.	Nom.
DT	± 0.25	9.00	10.00	10.00	10.00	10.00	10.00
DC	± 0.25	5.00	6.00	6.00	6.00	6.00	6.00
LC	± 1.00	27.00	29.00	37.00	40.00	50.00	60.00
LS	± 1.00	24.50	26.00	34.00	36.00	48.00	57.00

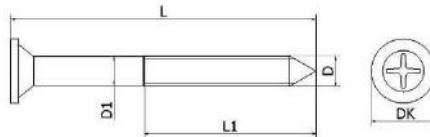
Note: All dimensions are expressed in millimeters, unless otherwise stated.

PLUG DIMENSIONS COUNTERSUNK HEAD FIAV

Code		FIAV5X27	FIAV6X30	FIAV6X37	FIAV6X40	FIAV6X50	FIAV 6X60
Refs	Tol.	Nom.	Nom.	Nom.	Nom.	Nom.	Nom.
DT	± 0.25	9.00	10.00	10.00	10.00	10.00	10.00
DC	± 0.25	5.00	6.00	6.00	6.00	6.00	6.00
LC	± 1.00	27.00	29.00	37.00	40.00	50.00	60.00
LS	± 1.00	24.50	26.00	34.00	36.00	48.00	57.00

Note: All dimensions are expressed in millimeters, unless otherwise stated.

Nail Dimensions



Nail		3.5x30	3.9x30	3.9x40	3.9x50	3.9x60
Refs	Tol.	Nom.	Nom.	Nom.	Nom.	Nom.
D	± 0.10	3.50	3.90	3.90	3.90	3.90
D1	± 0.10	3.00	3.40	3.40	3.40	3.40
DK	± 0.30	7.90	8.20	8.20	8.20	8.20
L	+ 0.00 - 1.05	30.00	30.00	40.00	50.00	60.00
L1	± 1.00	23.00	25.00	32.00	32.00	32.00
Cut		PZ2	PZ2	PZ2	PZ2	PZ2

Note: All dimensions are expressed in millimeters, unless otherwise stated.

Rev.1 08/09/2021 Bartolucci reserves, in order to improve the products, the right to modify at any time and without notice the data contained in this document.



Benefits

- Zinc-plated nail resistant to oxidation and to environmental agents.
- Wide range of temperatures (between -40°C and +80°C).
- Fast and easy installation.

Applications

- Concrete.
- Solid bricks.
- Hollow wall.
- Able to fix metal profiles for plasterboards, wooden and metal substructures, panels and light plates.

Packaging informations

Packaging	DCxLC	Hole Ø	Nail DxL	Pcs/Box	Box/Carton	Carton/Pallet
Box	5 x 27	5	3,5 x 30	200	36	12
	6 x 30	6	3,9 x 30	200	24	12
	6 x 37	6	3,9 x 40	200	24	12
	6 x 40	6	3,9 x 40	200	24	12
	6 x 50	6	3,9 x 50	100	24	12
	6 x 60	6	3,9 x 60	100	24	12
Industrial Packaging	5 x 27	5	3,5 x 30	10000	1	24
	6 x 30	6	3,9 x 30	6000	1	24
	6 x 37	6	3,9 x 40	5000	1	24
	6 x 40	6	3,9 x 40	5000	1	24
	6 x 50	6	3,9 x 50	4000	1	24
	6 x 60	6	3,9 x 60	3000	1	24

Note: All dimensions are expressed in millimeters, unless otherwise stated.

Loads

MECHANICAL STRENGTH [kN]			
DCxLC	Nail DxL	Tensile strength on concrete R250	Tensile strength on hollow wall
5x27	3.5x30	0.480*	0.410*
6x30	3.9x30	0.550	0.450
6x37	3.9x40	0.610*	0.544*
6x40	3.9x40	0.650	0.580
6x50	3.9x50	0.650	0.580
6x60	3.9x60	0.650	0.580

Note: 1 kN=100 kgf

*Values obtained from tests carried out at the certified laboratory "Istituto Giordano S.p.A."

The remaining values are mean values obtained from internal tests.

All dimensions are expressed in millimeters, unless otherwise stated.

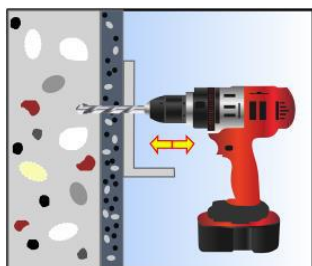
WE RECOMMEND USING APPROPRIATE SAFETY COEFFICIENTS.

Installation

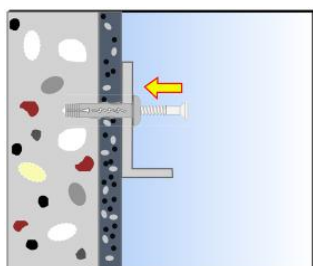
It is recommended to use the different types of plugs according to these criteria:

- Mushroom head for installation on slotted holes.
- Countersunk head for installation on wood.
- Round head for metal profiles.

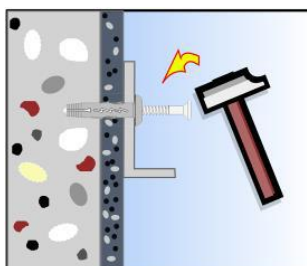
1. Drilling



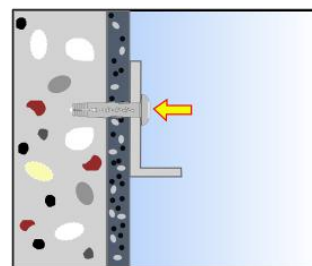
2. Plug insertion



3. Blow



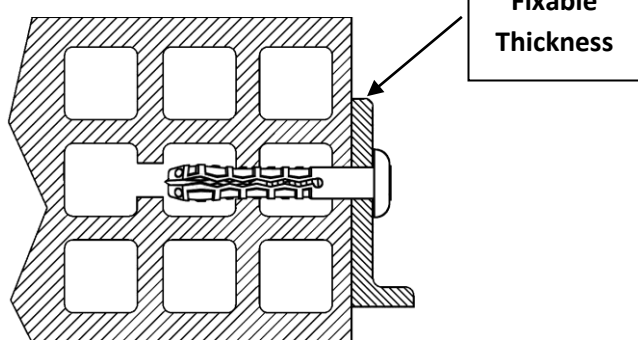
4. Fixing



DCxLC	Hole Ø	Fixable Thickness
5x27	5.00	5.00
6x30	6.00	5.00
6x37	6.00	10.00
6x40	6.00	10.00
6x50	6.00	20.00
6x60	6.00	30.00

Note: All dimensions are expressed in millimeters, unless otherwise stated.

On **hollow wall**:



On **concrete**:

